




FG 220-22K



FLAT SURFACES FINISHING

Finishing and brushing machines for square tube and bar.
FG strong construction: reliability and durability in your production.
Design and ergonomics in every model.
Ammeters and thickness meters for accuracy and precision in the finishing.
Flexibility: long bars and short pieces.

Polishing

Round pipe

Flat surfaces

Multipurpose




FC 120 ZK



FG 170 ZK



LS 1000-2ZK



FC

Simple, compact and easy operation.
Ideal for small productions up to 120mm of width.

FG and LS

FG: Strong and reliable machines from 170mm wide up to 660mm.
LS: Big surfaces or high quantity of small parts in one single passage.

TECHNICAL DETAILS

	FC 120	FG 170	FG 220	FG330	LS 1000
Working capacity (w x t) (mm)	120x120	170x200	220x200	330x200	1060x200
Feeding speed (m/min)	6	6 - 12	6 - 12	6 - 12	2 to 10
Belt motor - Z (Kw)	3	4	5,5	7,5	11
Brush motor - K (Kw)	2,2	4	5,5	5,5	5,5
Conveyor belt motor (Kw)	0,25	0,45	0,45	0,75	0,75
Belts dimensions - Z (mm)	120x1850	170x2000	220x2200	330x2200	1060x1900
Brush dimensions - K (mm)	120xØ200	170xØ200	220xØ200	330xØ200	1000xØ200
Dimensions (mm)*	1450x800x1800	1700x1000x1900	1700x1050x2000	1850x1050x2000	1800x1800x2000
Weight (kg)*	500	750	790	1100	1600


*Dimensions and weights for models with 1 abrasive belt and 1 brush (ZK).



FGW 170-2Z HD



FGW 220-2Z SV



FGW 220-4Z SV



FGW SV

Standard flat grinding machines with wet cooling system.
Available from 170 to 330mm wide, from 1 to 4 abrasive belt stations.

FGW HD


Heavy duty machines for the most intensive grinding jobs.
CM contact roller technology developed for the most demanding works.

TECHNICAL DETAILS

	FGW 170-2Z HD	FGW 220-2Z SV	FGWH 150-8Z
Working capacity (w x t) (mm)	170x130	220x100	150x100
Feeding speed (m/min)	6 - 12	6 - 12	6 - 12
Belt motor - Z (Kw)	11	5,5	5,5 vertical belts; 4 horizontal belts
Brush motor - K (Kw)	-	-	-
Conveyor belt motor (kw)	1,1	0,55	0,45
Belts dimensions - Z (mm)	170x2500	220x2200	150x2000 e 100x2000
Brush dimensions - K (mm)	-	-	-
Dimensions(mm)*	2100x1400x2200	1750x1050x2150	5600x2050x2250
Weight (kg)*	1600	1150	3900



FGWH 150-8Z



FGWH

Modular belt grinding machine for high production volumes.
 Grinding and finishing in one single passage.
 Eight abrasive belt stations; 2 per tube/bar side.
 Wet cooling system by automatic filtering machine.
 Touch screen as optional with PLC for production management and automatic size settings.

DUST EXTRACTION

The use of an extraction system is extremely important, not only to reduce the dust of the working area, but also to increase the lifetime of the machine and its components. Do contact us for further details.



Distributor

NS - MÁQUINAS INDUSTRIAIS, LDA.
 Av. D. Miguel, 106
 4435-678 Gondomar
 Portugal

Tel +351 229 741 618
 Fax +351 229 741 619
 info@nsmaquinas.pt
 www.nsmaquinas.pt

